

# Digitalize your Signature Card







## 1 | 5 Sign in the box below



## 2 | 5 Scan the signature

## 3 | 5 Log in to your Wecan Comply account

## 4 | 5 Import your signature card

1. From the left menu, open  **Signature card** collection.
2. In the Versions tab, search and open your  **Signature Card**
3. Click on  **Edit** button in the top right corner
4. In Signature Specimen, click on  **Pick an image**
5. Select your document
6. Click on  **Save button** in the top right corner
7. Click on  **Stop editing** button

## 5 | 5 Ensure this document is safely discarded after use